




Fleetrun

The solution for fleet maintenance control

Planning. Management. Expenditure records.

winalon

Scope of application




Fleetrun helps to keep vehicles running and can be used for all types of works:



Preventive maintenance

To discover breakdowns at an early stage: cut down repair expenses and the time spent at the service station





Repair

To know exactly what works are in progress, what spare parts are used, and how much it costs



Other works

Car wash, routine inspection, and other minor works: consider all the time when the vehicle is idling and doesn't generate profit





Integrator

Adds maintenance control to the portfolio




Fleet manager/dispatcher

Automatically controls service works: without multipage Excel tables, paper registers, and card catalogs



Fleet owner

Makes decisions based on fleet status analytics and reports



How Fleetrun changes businesses?



Keeps you informed

Notifications will update you on the upcoming works and work progress



Inspires complex approach to maintenance

All types of works, spare parts, and expenditures in one application, no more Excel and paperwork




Automates processes

The set of works can be assigned to a unit group and adjusted to individual vehicles



Saves the history

The archive of works for each unit is available at any moment



Fleetrun

Why control maintenance?



Critical breakdowns upon a timely maintenance happen **less frequently**




Works registration with all the data stored in the system becomes **simpler**



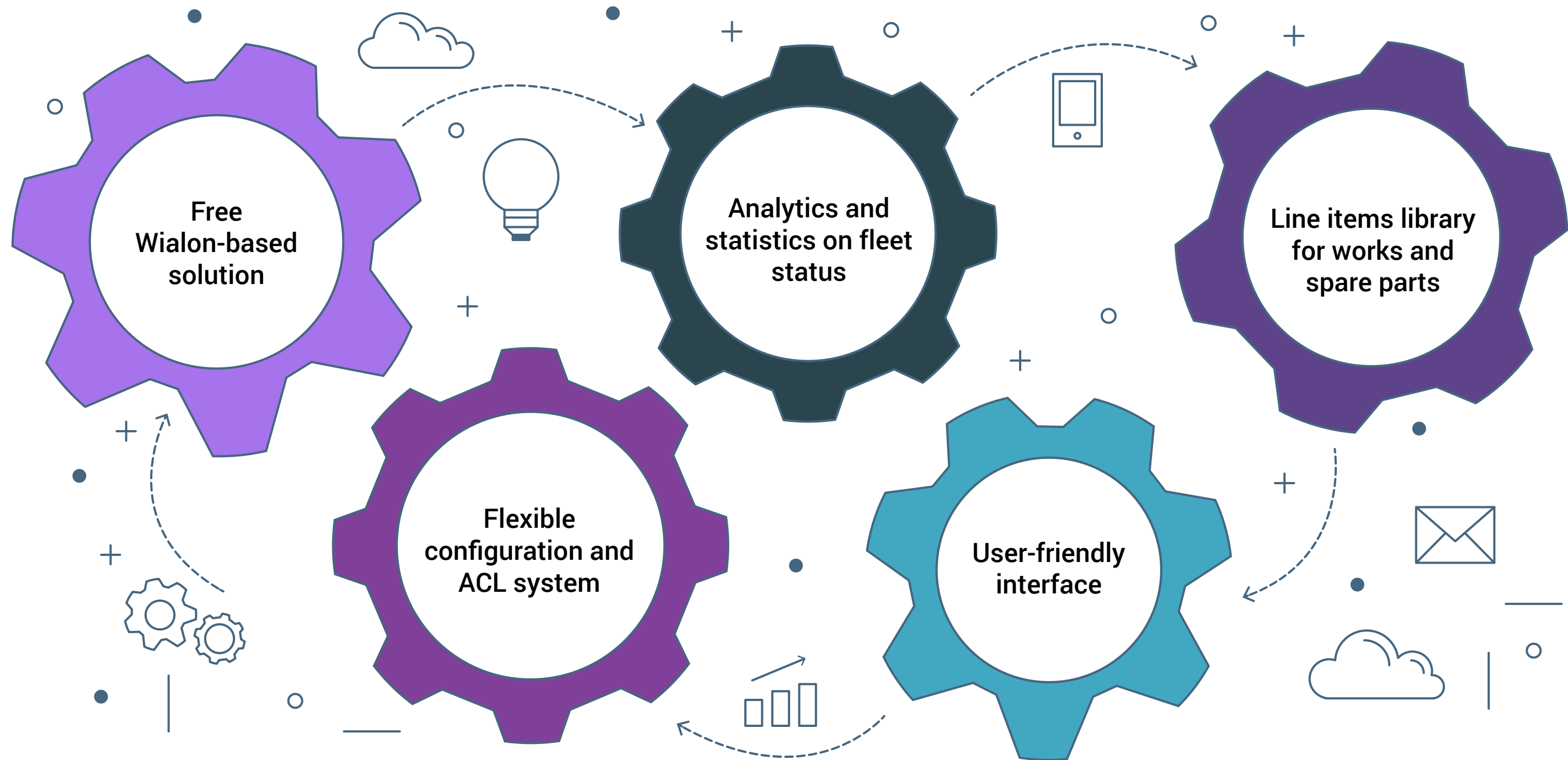
Works management based on analytics and statistics is **smarter**



Expenditure records, from individual spare parts to general expenditures, become **more precise**



Why should you use Fleetrun?



How it works? Administrator interface



1

Get started: Activation

- Sign in to Fleetrun under a top-level account
- Activate **"Fleets"** for lower-level accounts

***"Fleet"** is a group of vehicles to be controlled in terms of maintenance. It may comprise all vehicles or only the units monitored by a particular dispatcher.


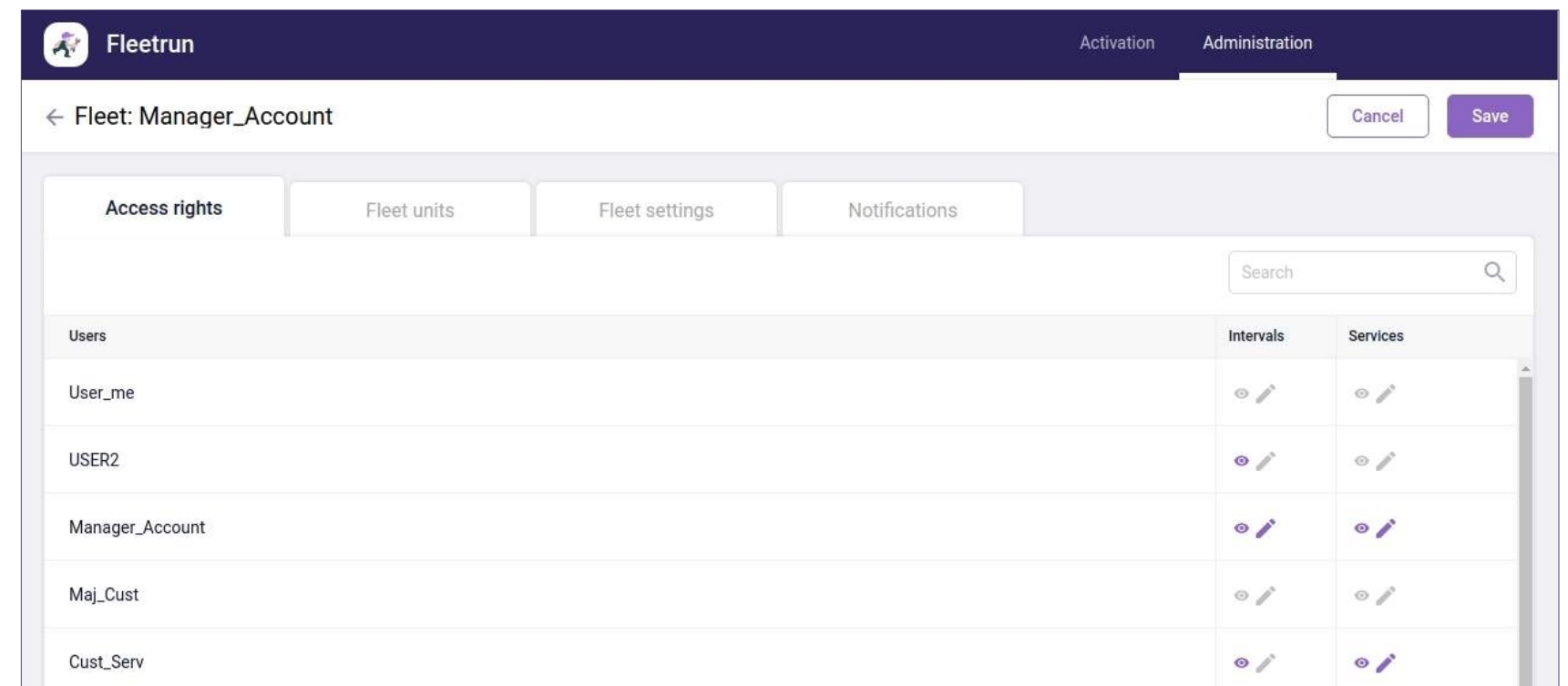
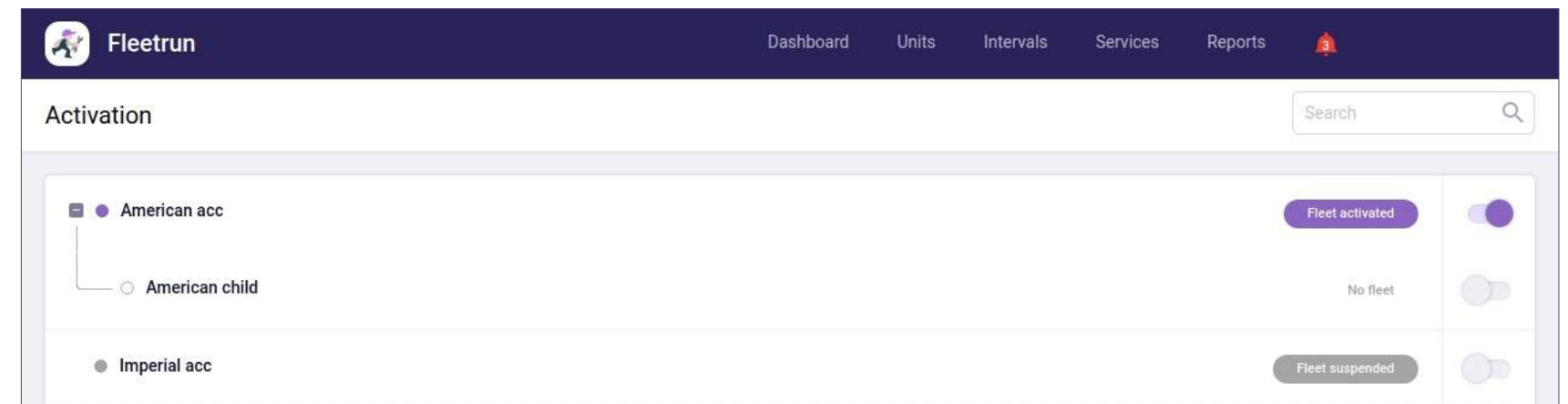
2

Get started: Administration

- **Protect your information with access rights:** decide who can view and edit the service works and intervals data.
- **Create your "Fleet":** keep the list of vehicles for maintenance updated.
- **Localize the system:** set the time zone, currency, and measurement system.
- **Manage notifications:** select the events you want to follow, edit the text, and configure data-sending to third-party servers.

3

Go on working in the user interface



Fleetrun

How it works? “Dashboard”



4

Fleet statistics with regard to maintenance – updated in real time:

- **The number of vehicles that operate and those idling at the service station**

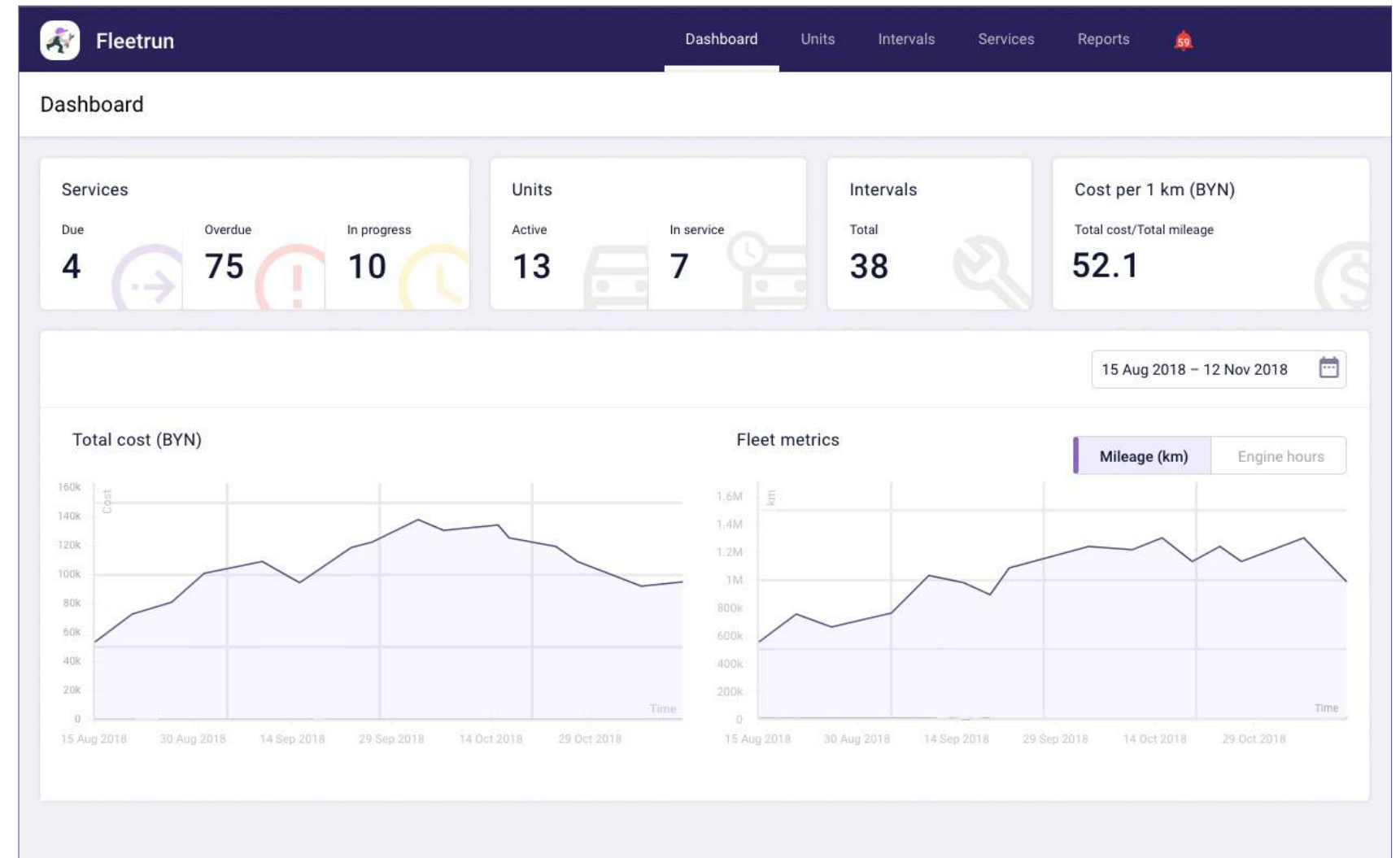
The former make the profit while the latter pump out the money.

- **Services: due, in progress, and overdue**

Plan your work taking into account how many vehicles will be unavailable in the short run.

- **Fleet maintenance costs including the cost per 1 km**

View it in progress and consider mileage or engine hours. Is there any correlation? Or vehicles get broken not even leaving the fleet yard?



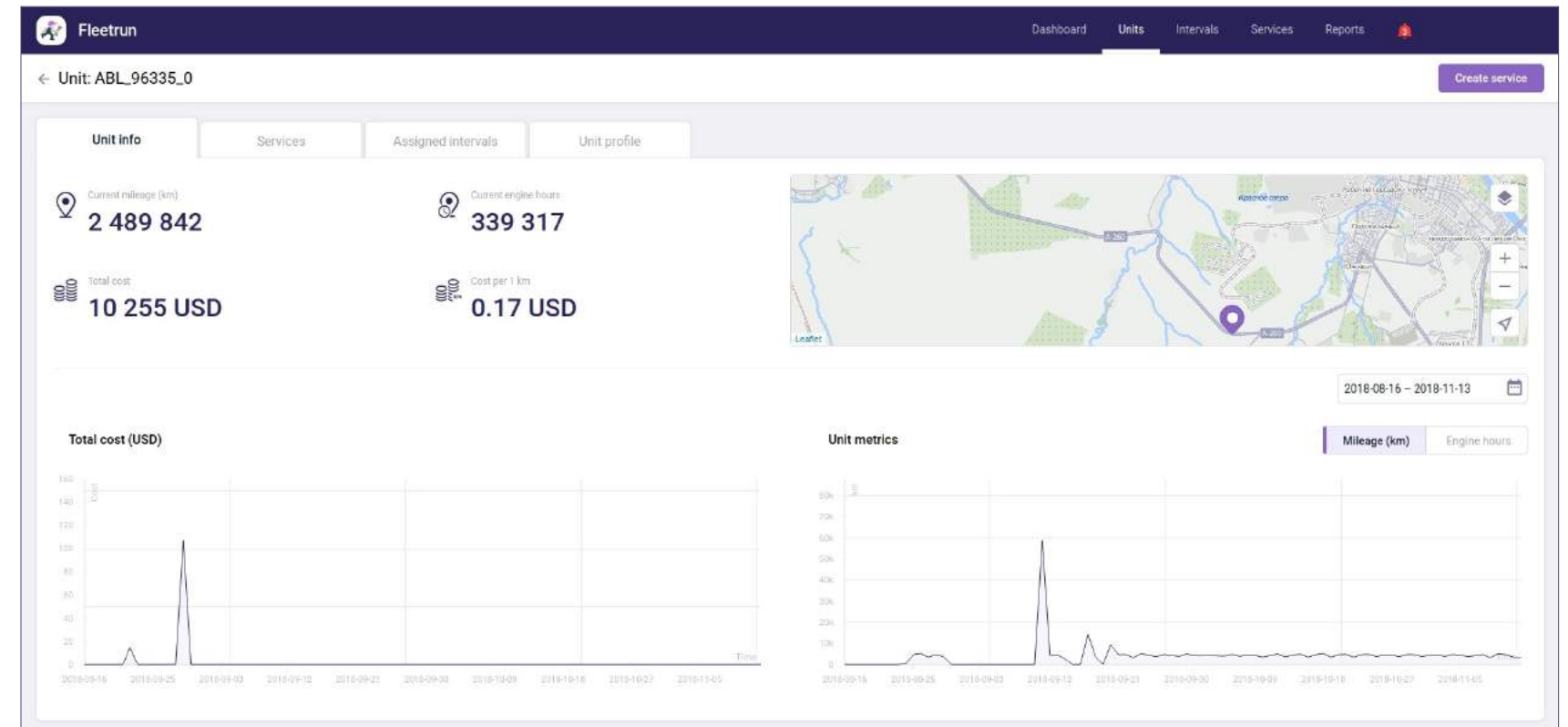
How it works? “Units”



5

Data on mileage, engine hours, and *Services* of all units in the list and extended information on each vehicle:

- **“Cost per 1 km” parameter**
shows the most expensive vehicles in terms of maintenance
- **Location**
on the map lets you check if the unit is actually at the right service station
- ***Services and Intervals***
display works, spare parts, expenditures, and deadlines for the unit
- **Unit profile**
comprises a detailed description of the vehicle, for example, registration certificate data



How it works? Services



6

Service is a set of works for a specified unit: what is to be done, when and what spare parts should be used, how much it costs, and what is the expected result.

- **Service** shows that works are about to start or already being executed which means the unit is already at the service station.
- **The main function of the Service** is to register works for the specified unit in the system.


Services in Fleetrun

1. "Oil change" *Service* is scheduled for December 14.
2. Status change to "Upcoming" is scheduled for December 12. The dispatcher has 2 days to plan the works: call the service station, sign up the vehicle, notify the driver.
3. December 14. The vehicle is at the service station, so the manager changes the status to "In progress."
4. December 14. Oil has been changed, and the manager changes the status to "Closed."
5. Works and expenditures get into the archive to be used later in reports and statistics.
6. Any pictures from the service station, bills, or document scans can be attached to the *Service* and studied when needed.

The screenshot shows the Fleetrun interface with a 'Services' page. The table lists various services for different units, including their completion terms and creation methods.

| Service | Unit | Term of completion: Any | Created: Any | Attachments |
|---------------------|-------------|-------------------------|-------------------------------------|-------------|
| Huile/filtre | ABL_96335_2 | Overdue: 1 950 129 km | Automatically (Huile/filtre) | Files: 1 |
| Engine check | Euro0 | Overdue: 1082 days | Automatically (Engine check) | - |
| Fuel system check | Euro0 | Overdue: 1090 days | Automatically (Fuel system check) | - |
| Tyres check | Euro0 | Overdue: 1089 days | Automatically (Tyres check) | - |
| General maintenance | Euro0 | Overdue: 1087 days | Automatically (General maintenance) | - |
| Oil level check | MAN 1098 | Overdue: 1102 days | Automatically (Oil level) | - |
| Brakes check | MAN 7865 | Overdue: 1 900 752 km | Automatically (Brakes check) | - |
| Electronics check | Scania 7134 | Overdue: 1 900 752 km | Automatically (Electronics check) | - |
| Planned maintenance | MAN 6243 | Overdue: 1 899 658 km | Automatically (Planned maintenance) | - |
| Maintenance | Euro0 | Overdue: 3 904 099 km | Automatically (Maintenance) | - |

***Service** can be created manually or automatically with the help of *Intervals*.



Fleetrun

How it works? Intervals



7

Interval is the template for the group of works needed to be registered for one or several vehicles at certain time periods.

Intervals are used to create *Services* automatically and notify the fleet manager (who sends the vehicle to the service station and controls the process) about it.

Interval in Fleetrun

Interval automatically assigns *Service* (the set of works) to the unit:

- **in a few hours, days, or just on December 18, 2018** – for those who know the exact date;
- **by kilometer driven** – the “Tire change” *Service* activates every 200,000 km;
- **by engine hours** – in 250 engine hours the app will notify of the “Maintenance” *Service* for the tower crane.

Besides, you can set up all these three conditions to make Fleetrun create the *Service* when the first one happens.

| Interval | Frequency | Advance notice | Assigned units |
|---------------------|---------------------------|-----------------------|----------------|
| Trailer check | 1000 km | 100 km | 0 |
| Engine check | 5000 km | 100 km | 0 |
| Oil level check | 3000 km | 300 km | 0 |
| Brake pads change | 440 km | 60 km | 0 |
| Huile/filtre | 10 000 km / 365 days | 1 000 km / 36 days | 1 |
| Driver | 3 days | 1 day | 1 |
| Cabin check | 365 days | 36 days | 1 |
| General maintenance | 365 days | 36 days | 1 |
| Semi-week check | 4 days | 1 day | 1 |
| Brake fluid check | 2 days | 1 day | 1 |
| Electronics check | 7 800 km / 8 eh / 10 days | 780 km / 1 eh / 1 day | 1 |

Automate the creation of *Services* in large fleets

It is enough to set up *Interval* just once – to specify the set of works, spare parts, costs, and periodicity – and you can apply it to any vehicle. It means the needed set of works for dozens of vehicles is registered in one click.

Notifications and Line items library



8

Notifications

Notifications inform you of all the *Services*: new and overdue, closed and rejected. Learn what happened and click to go to the *Service* itself – check it out, edit, change the status, or just make sure everything is ok.

The screenshot shows the 'User settings' page in Fleetrun. On the left, there are sections for 'Fleet' (with a 'Select fleet' dropdown) and 'Parameters' (with 'Language' set to 'English' and 'Date format' set to 'DD MMM YYYY (21 Nov 2018)'). On the right, there is a 'Notifications' section with a list of notification types: 'To do', 'In progress', 'Overdue', 'Rejected', and 'Closed'. A dropdown menu for 'Notifications' is open, showing a list of 47 notifications. The list includes three entries: two 'Service is overdue' notifications from 17 Nov 2018, 00:03:19, and one 'Service is closed' notification from 15 Nov 2018, 13:24:44. Each notification entry includes the service name, details, and a 'Go to service' link.

9


Library

All expenditures are saved in "Library" to be used at *Services* and *Intervals* creation. They can also be edited if something has changed.

*For example, tires of a 9-ton Scania can be changed for \$25 each, plus \$300x4 for the tires themselves. Save this data in the library and use it for similar trucks. If the cost rises, just correct one figure to update this data for all units.

The screenshot shows the 'Line items' page in Fleetrun. It features a table with columns for 'Name', 'Type', and 'Cost (USD)'. There is a search bar and a '+ Add' button at the top right. The table contains the following data:

| Name | Type | Cost (USD) |
|----------------|--------|------------|
| Brake pads | Part | 45.5 |
| Brake relining | Labour | 36.5 |
| Cabin filter | Part | 12.12 |
| Filter change | Labour | 12.56 |



Reports and Storage



10

Reports

In Fleetrun, we offer preset reports without any unneeded information. We kept the parameters attributed to maintenance only:

- archived services
- the correlation of closed, rejected, and overdue services
- their total cost
- etc.

One click and they are exported into the Excel file.

The screenshot shows the 'Reports' section of the Fleetrun interface. The title is 'Archived services for unit ABL_96335_0 (2018-08-16 - 2018-11-13)'. The table below lists various services with their status, dates, and mileage.

| Service | Description | Status: All | Start date | End date | Time in service | Overdue | Mileage |
|-----------------------|-------------|-------------|------------|------------|-----------------|---------|---------|
| Engine check | — | ✓ Closed | 2018-10-05 | 2018-10-05 | 1 day | — | 2313563 |
| Fuel system check | — | ✓ Closed | 2018-08-29 | 2018-08-29 | 1 day | — | 2147975 |
| Cabin check | — | ✓ Closed | 2018-08-29 | 2018-08-29 | 1 day | — | 2147975 |
| General maintenance | — | ✗ Rejected | — | 2018-10-30 | — | — | — |
| Tyres change | — | ✓ Closed | 2018-10-02 | 2018-10-02 | 1 day | — | 2299803 |
| Electronics check | — | ✓ Closed | 2018-10-02 | 2018-10-02 | 1 day | — | 2299803 |
| Trailer check | — | ✓ Closed | 2018-08-21 | 2018-08-22 | 1 day | — | 2147975 |
| Emergency maintenance | — | ✓ Closed | 2018-10-05 | 2018-10-05 | 1 day | — | 2313563 |
| Carwash | — | ✓ Closed | 2018-10-05 | 2018-10-05 | 1 day | — | 2313800 |
| Total (Services: 14) | | ✓ 13 ✗ 1 | | | 13 days | | |

11

Storage

Archive data on all fulfilled *Services* for all vehicles are stored in the system and are available at any moment.

History storage period = 5 years!



Fleetrun